

Zoom Instructions

The information below provides a step by step instruction on how to join the meeting.

Zoom

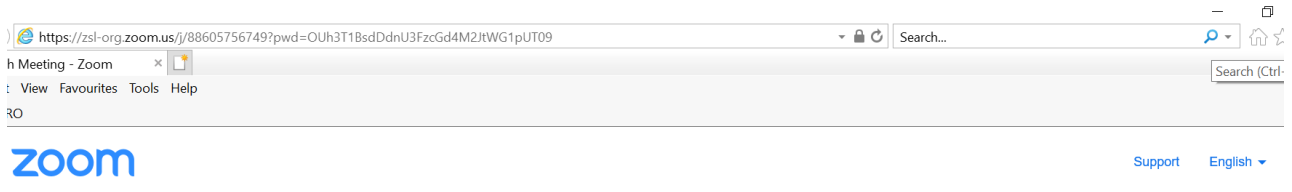
The AGM will be streamed as a live event on Zoom. If you have a desktop or laptop with internet access you can watch the event through your usual web browser such as Chrome, Firefox or edge

The link for the event will be available before the event at www.zsl.org/annual-general-meeting

Please log into the event prior to the designated time, no more than a few minutes before the event. Enough time to make a cup of tea!

How to join through an internet browser (download required)

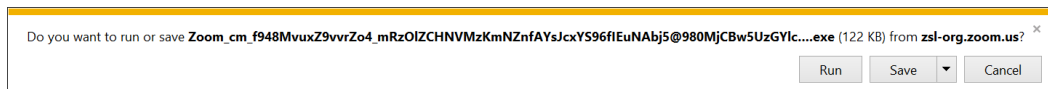
1. Click on the link supplied by Fellowship
2. The page will open with a pop out



Once you install Zoom Client, click **Launch Meeting** below

By clicking "Launch Meeting", you agree to our [Terms of Service](#) and [Privacy Statement](#)

Launch Meeting



3. Select run to install the software.
4. It will then ask for your name for the meeting.

Join Meeting

Your Name

Your Name

Remember my name for future meetings

By clicking "Join", you agree to our [Terms of Services](#) and [Privacy Statement](#)

Join

5. Enter your name and select join

6. If the event has started you will be admitted straight away. If the event has not started you will be held in the waiting area below until the meeting starts.

The webinar is scheduled for 2021/11/10


Start 8:00 PM

ZSL's 192 Annual General Meeting

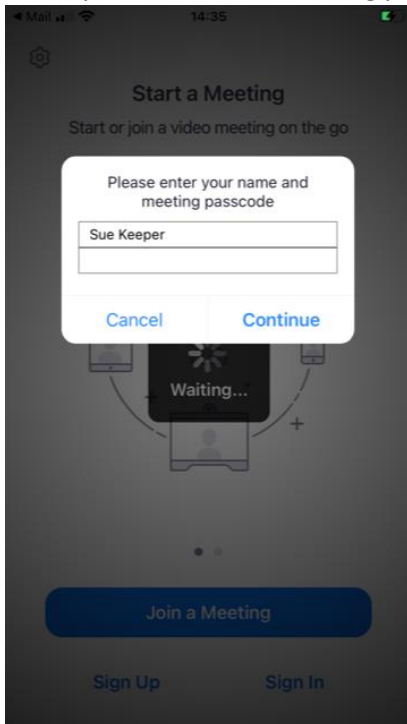
How to join using a smartphone or tablet (download required)

If you are using a smartphone or tablet you will need to download the Zoom App. You cannot access the online event without the app. You will not be required to sign up or register for anything and the app is free.

1. To get the app you will need to go through the app store on your device. For android this will be in the play store (below left) and for apple devices this will be the app store (below right).

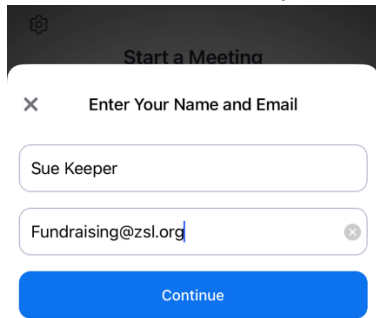


2. Search for Zoom and download and install the app (above right). Ensure the developer is Zoom.
3. The link for the meeting will be sent to all Fellows prior to the AGM. On the date of the event click on the link within your email, the following page will open.

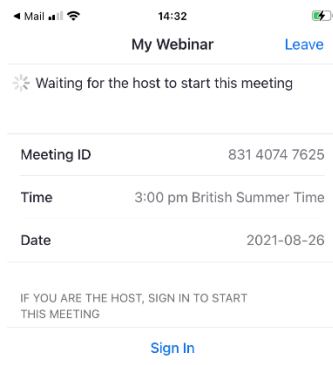


4. Enter your name and password for the event, Fellows21. Then select continue.

5. Zoom will then ask for your name and email address (below). Fill in the details and press enter.



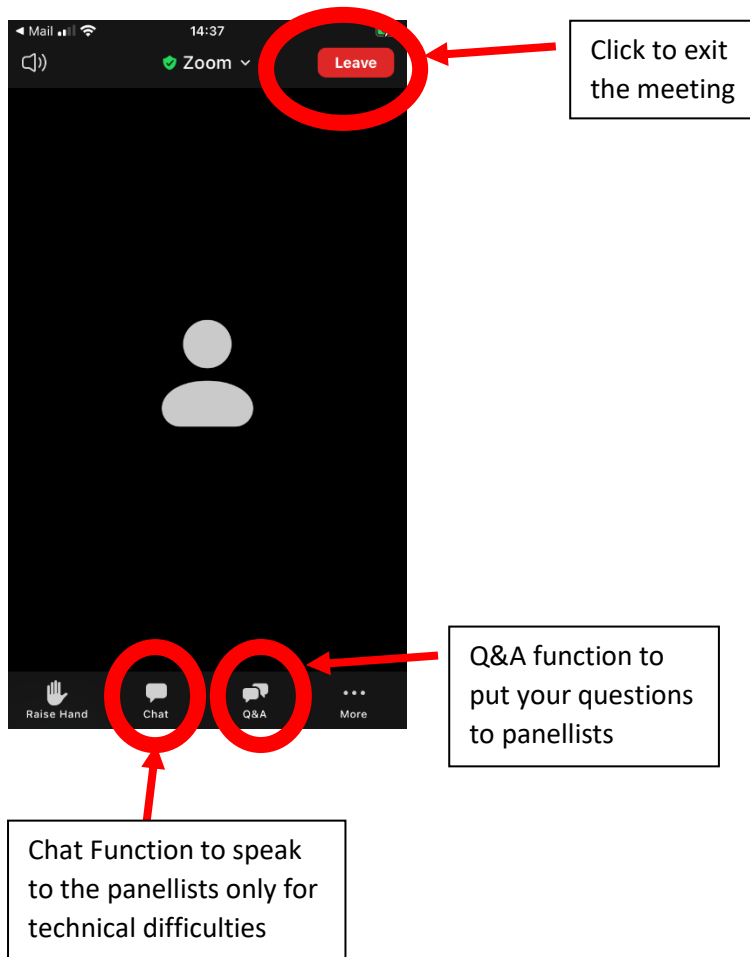
6. If the event has not started yet, it will add you to a "holding area" (below) waiting for the event to start:



7. When the meeting goes you live the screen will appear with our hosts and panellists.

Functions on Zoom

Zoom has a number of functions to use through out the evening.



During strategic points of the evening a poll for Fellows votes will come up on the screen. Simply select your chosen answer and press submit.

