

Pollinator Survey

Use alongside a pollinator ID sheet

Please ensure you have read the guidance or listened to teacher instruction before completing this survey.

Survey Preparation

- Record the date your survey was completed:

DD/MM/YYYY

- Record the time that you started the survey:

HH:MM

am/pm

- Which survey location are you at? Circle the correct location.

1 2 3 4 5 6

- Circle the symbol that best describes the weather today:



- What is the temperature at the moment?

00 °C

- How windy is it at the moment? Circle the most appropriate statement.

Leaves
still


Leaves moving
gently all the time

Leaves moving
strongly




Need to check any of your sightings? Follow the QR code or go to <https://www.educationnaturepark.org.uk/resource/pollinator-count-full-version>


- Estimate how much of your patch is covered in flowers. Circle one.




No flowers



Small amount
of patch



Almost half
the patch



Most of the
patch

- What is the main flowering plant species in your patch?

Recording Sheet

Write the names of the species that you see in 5 minutes in the boxes below:

| Species Name | Number sighted (Tally) |
|--------------|------------------------|
| | |
| | |
| | |
| | |
| | |
| | |
| | |
| | |



Need to check any of your sightings? Follow the QR code or go to <https://www.educationnaturepark.org.uk/resource/pollinator-count-full-version>

